



Total Solution Provider in Saw Device

SA427AM1

CDMA 450 E-Band, Balanced RF-Rx SAW Filter
Revision 0: August 2006



- Electrical Characteristics
 - Package Dimensions
 - Testing Environment
 - Frequency Characteristics
-

SAWNICS Inc.

460 Cheonheung-ri, Seonggeo-eup, Cheonan-si, Chungcheongnam-do, 330-836 / Korea.
Tel: +82 41 550 9372 / Fax: +82 41 550 9399 / www.sawnics.com



□ Electrical Characteristics

Maximum Ratings

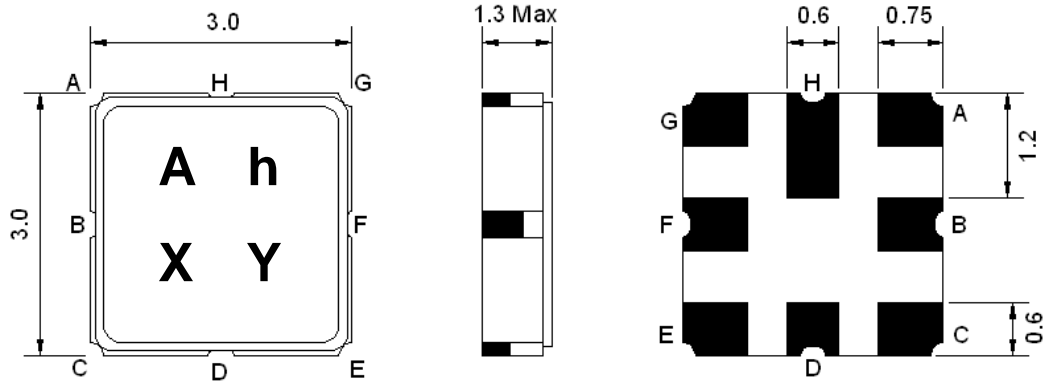
Parameters Description	Unit	Minimum	Typical	Maximum
Operating Temperature Range	°C	-30	-	+80
Storage Temperature Range	°C	-40	-	+85
Maximum DC Voltage	V	-	-	0
Maximum Input Power	dBm	-	-	27
Source Impedance (single ended) ⁽¹⁾	Ω	-	50	-
Load Impedance (balanced ended) ⁽¹⁾	Ω	-	100	-
Package type & size	M1			
Length x Width	mm ²	-	3.0 x 3.0	-
Height	mm	-	-	1.3

Electrical Specification

Parameters Description	Unit	Minimum	Typical	Maximum
Center Frequency (Fo)	MHz	-	427.75	-
Insertion Loss within 425.5 ~ 430.0 MHz	dB	-	2.3	4.0
Attenuation:				
0.3 ~ 415.5 MHz	dB	40	50	-
415.5 ~ 420.0 MHz	dB	35	48	-
450.0 ~ 600.0 MHz	dB	35	40	-
600.0 ~ 1200.0 MHz	dB	40	50	-
1200.0 ~ 2000.0 MHz	dB	30	45	-
VSWR within 425.5 ~ 430.0 MHz	-	-	1.7	2.4

Notes : (1) No Matching Network

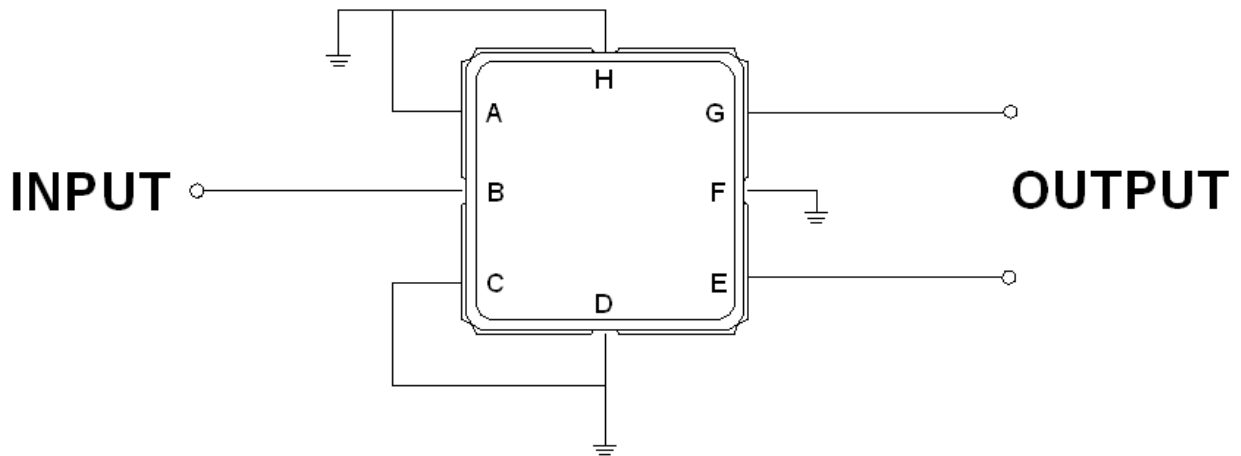
Package Dimensions



Marking Descriptions	
A	CDMA450 Application
h	Series Number
X	Date Code(Year)
Y	Date Code(Month)

Pin Description	
A, C, D, F, H	Ground
B	In
E, G	Out

Testing Environment

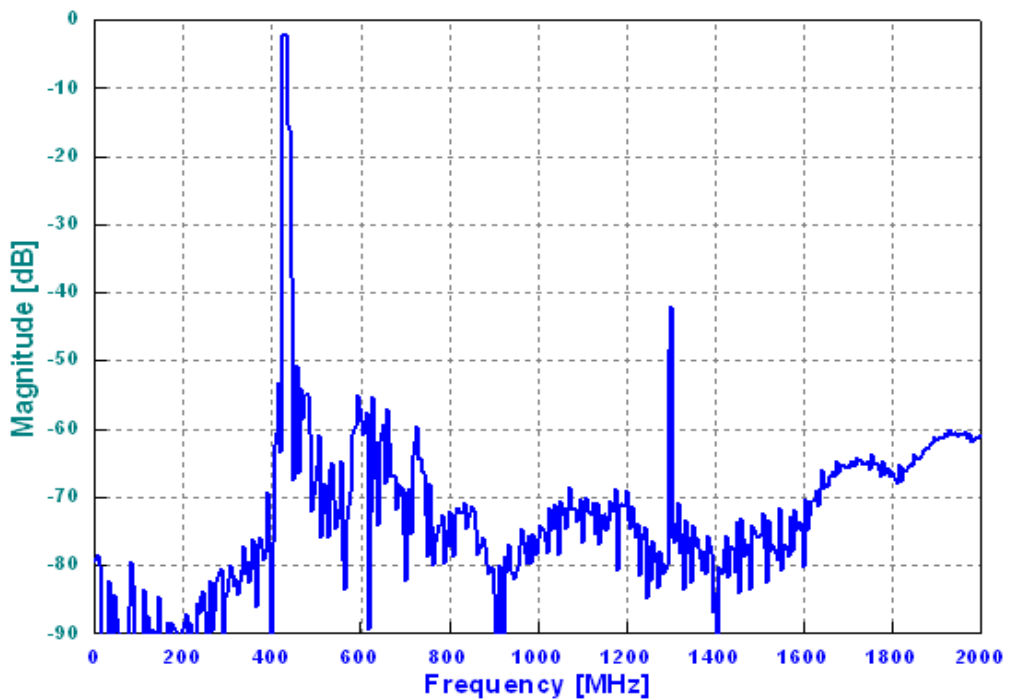
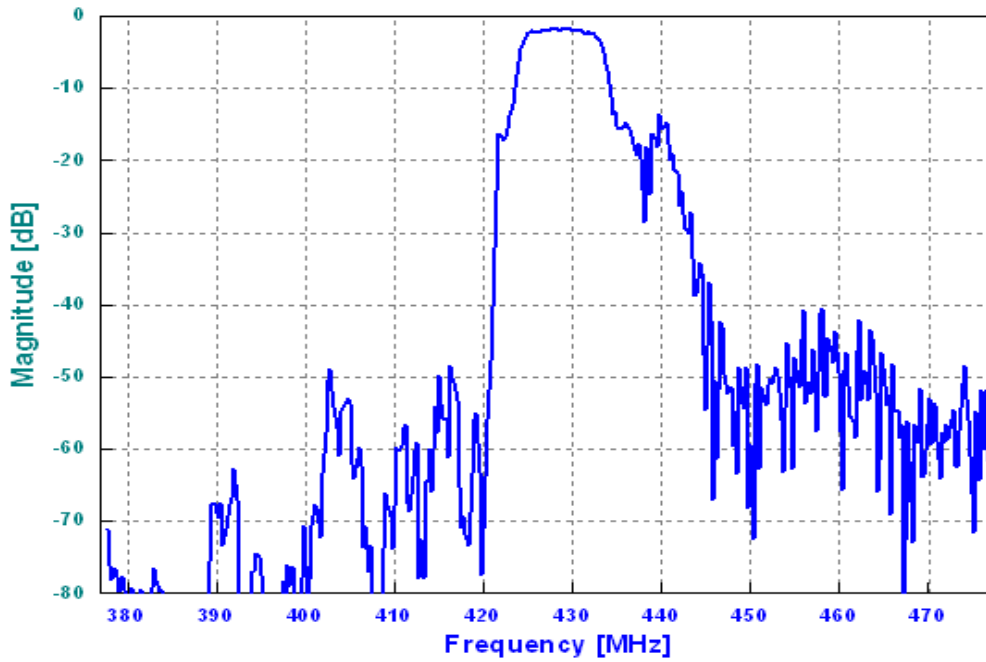


Source Impedance: 50 Ω

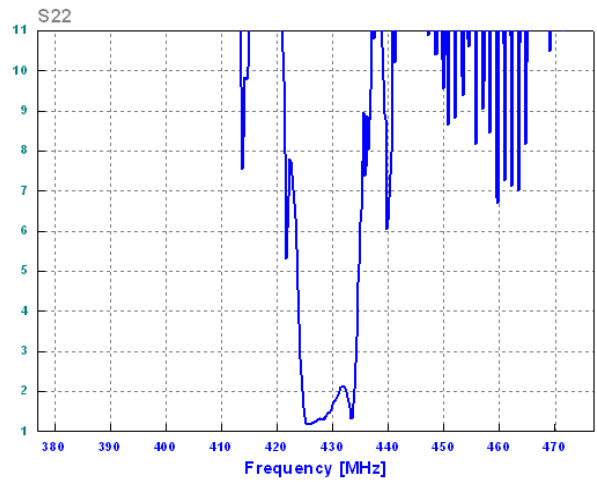
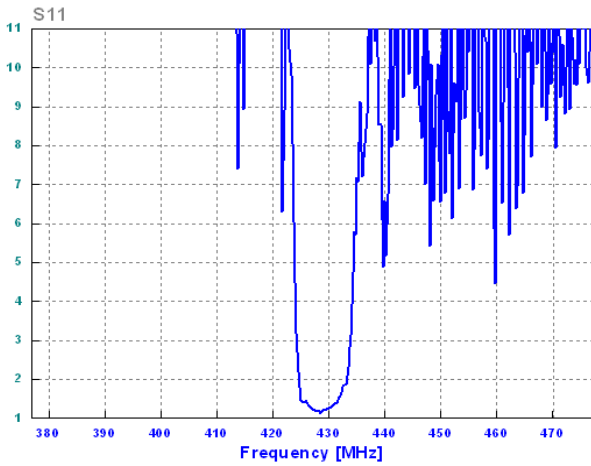
Load Impedance : 100 Ω

□ Frequency Characteristics

Frequency Response



VSWR



Smith Chart

